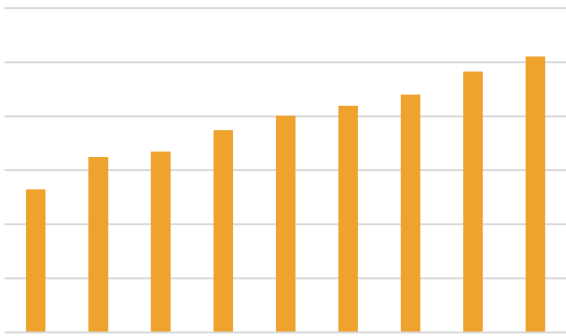






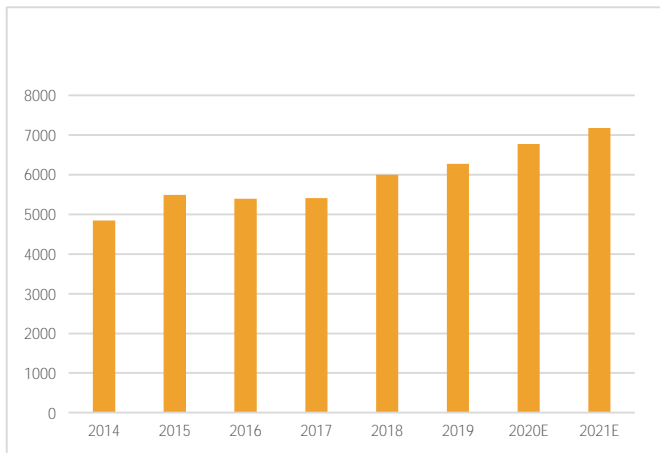
4

5

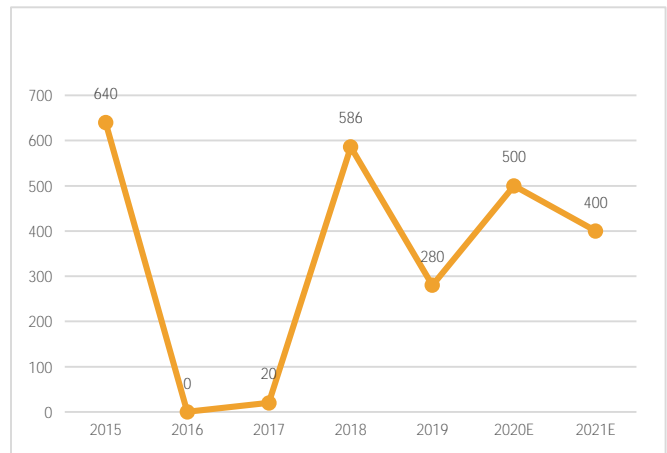


6

7



8

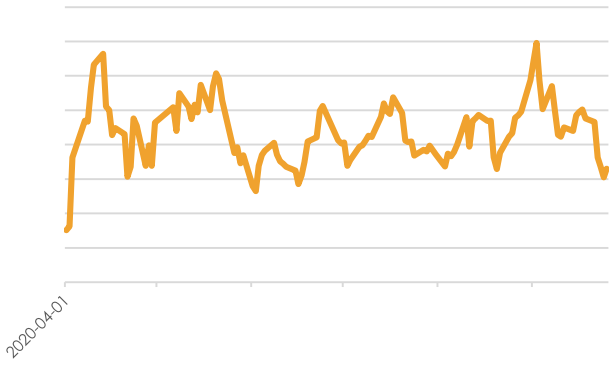


9

国家	装置	产能	投产时间
特巴	Caribbean Gas Chemical	100	2020.Q1
印度	Nanrup	16.5	2020.Q1
伊朗	Kimia	180	2020中期
加拿大	Nautical Energy Ltd	300	2020
巴西	us methanol	19.8	2020
美国	IGP	180	2020
加拿大	Primus Green Energy	5.8	2021
美国	us methanol 二期	15	2021
美国	山东玉皇	170	2021年中期
美国	methanex	180	2022
俄罗斯	Shchekinoazot	50	2022

10

11

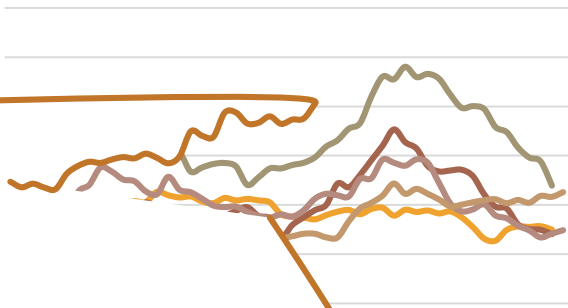


12

13

14

15



MTO

MTBE

---

21

22 DMF

---

---

Wind

Wind

---

23

---

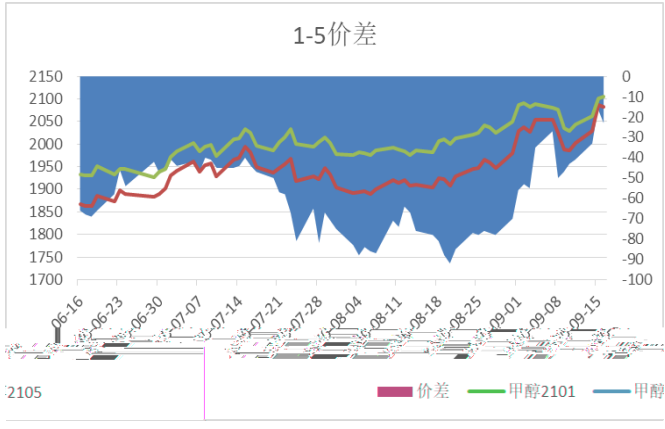
---

Wind

---

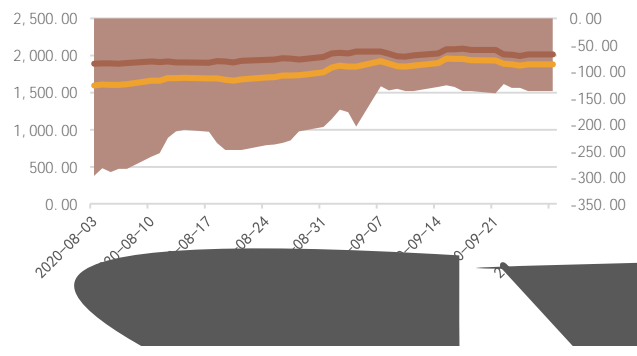


24



Wind

25



Wind

图A

1.

2.

3.

4.