

大类资产周度扫描

权益资产反弹，大宗商品分化

内容提要

本周（5月24日

1	VIX	3
2		4
3		%	5
4	CRB	BDI	5
5		6
6		%	7
7	10	7


1.02%	200	2.12%	50	2.23%	A
	3.28%		3600	300	3.64%
500	2.15%			2.34%	1.96%
AH	1.73	137.11			

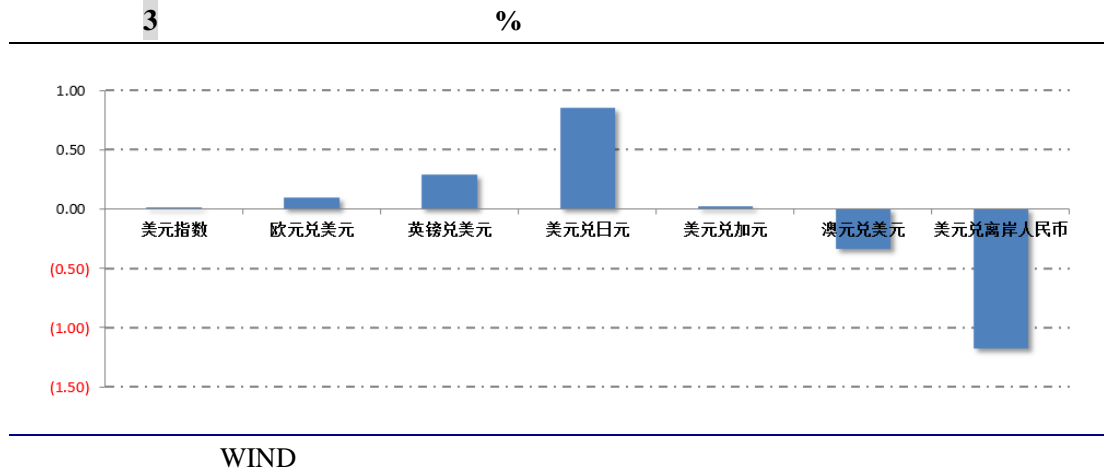
2



WIND

三、外汇周度表现





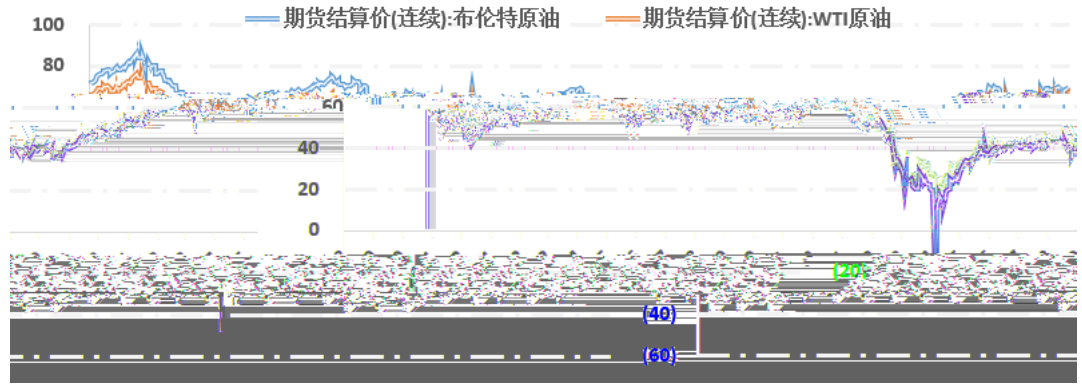
四、大宗商品周度表现

2022

6



5



WIND

					COMEX	1.30%
	1900	COMEX	1.9%			
2112	0.36%			2112	1.8%	SPDR
ETF	0.29	1043.21	SLV	ETF	115.4	17936.55
		LME			3.99%	4349.60
					3.98%	SHFE
					5.74%	0.99%
		LME	3.45%		3.02%	0.51%
		LME	8.36%		4.72%	
						CBOT
				2023		
		CBOT			ICE	4.2%
						ICE
			6	9		

六、下周展望

OPEC+

PMI 5 ADP 5

