

2022

1

3

4.65

3.63

1.19

3

25.64

10.6%

2

3

3.13

2.64

1.23

3 M

9.7%

9.1%

4.7%

4.7%

1-2

"

"

ž

"

2022 3

1	3		4.65		1.28
3.63		1.19	3		325.64
10.6%					
2	3		3.13	2.64	1.23
3 M	9.7%		9.1%	9.2% M	4.7%

1 %

	22-03	22-02	22-01	21-12	21-11	21-10	21-09	21-08	21-07	21-06
当日新增社融	46500	40500	31929	151350	173692	235292	236375	107925	20092	23052
新增人民币贷款	31300	12300	39800	11300	12700	8262	16600	12200	10800	21000
社融存量同比 (%)	10.6	10.2	10.5	10.3	10.1	10.0	10.0	10.3	10.7	10.0
(当月同比变化)										
社会融资规模	12738	-5315	9866	6490	4628	2247	-5667	-5960	-6176	2336
新增人民币贷款	4817	-4329	3806	-1108	-2288	1089	-1416	-1488	-1830	4153
居民短贷	-1394	-220	-2272	-985	-969	154	-175	-1348	-1425	100
居民中长贷	-2504	-4572	-2024	-834	772	162	-1695	-1312	-2093	1193
企业短贷	4341	1614	4345	2043	-324	549	552	-1196	-156	-960
企业中长贷	148	-5948	600	-2107	-2459	-1923	-3732	-2037	-1019	1019
票据融资	4712	4907	3193	746	801	2284	3985	4489	271	4851
委托贷款	148	26	337	143	66	1	295	592	10	10
信托贷款	1532	185	162	67	-803	-186	-939	1046	-204	-194
未贴现票据	2582	-4867	-169	797	242	203	-1489	-1314	1186	-2411
企业债券融资	87	2021	1912	1731	3166	-2	-179	990	733	241
政府债券	3921	1705	3589	4548	4158	1236	-2050	-4050		

W nd

3 1-2 " "

1.

3				46500	31300
	12800	3951		10.6%	0.4
8					
	"			"	

3

2.

3		7539		3940
3848	3735		1394	2504
				3

3 30

-47%


20

2022

5.5% GDP

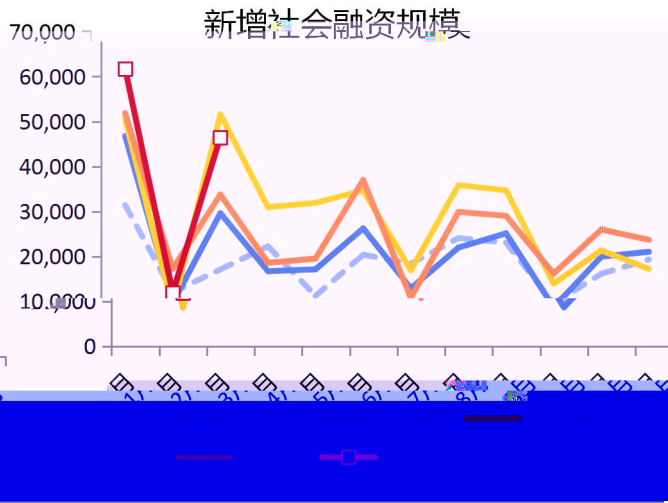
3.	"	+	"				
3		24800		8800			
				3	133		4262
				-153	1532		
4.							
3		7052		3921			
		329	1.46		5		3
		1.3			38.2%	35.6%	

2



Wnd

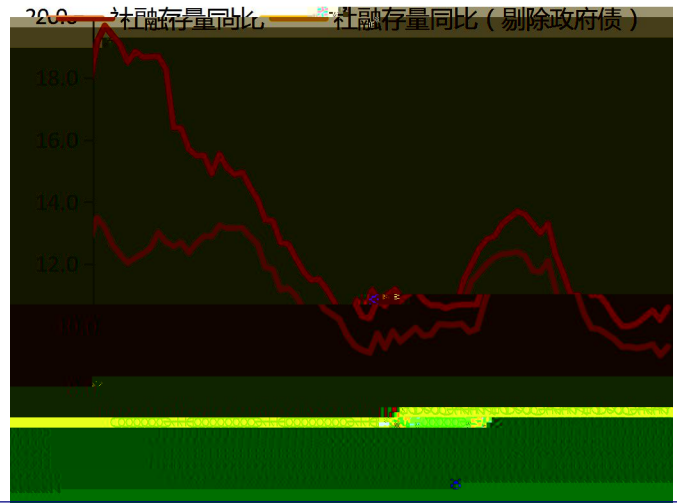
3



Wnd

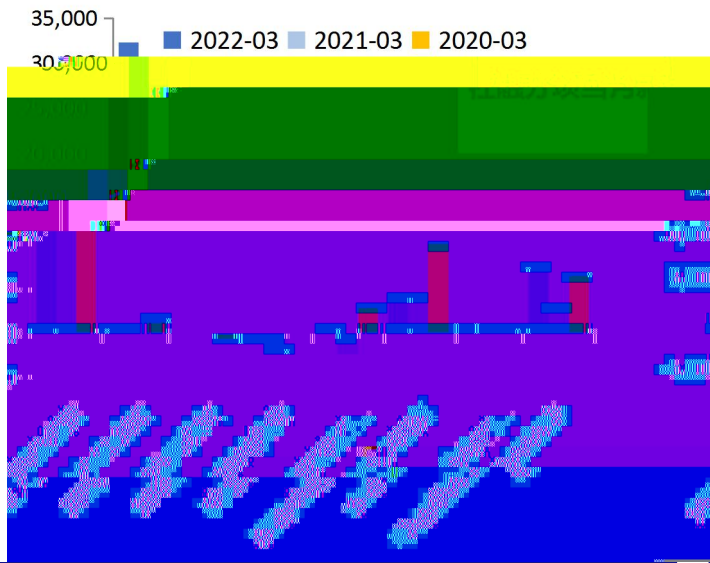
4

%



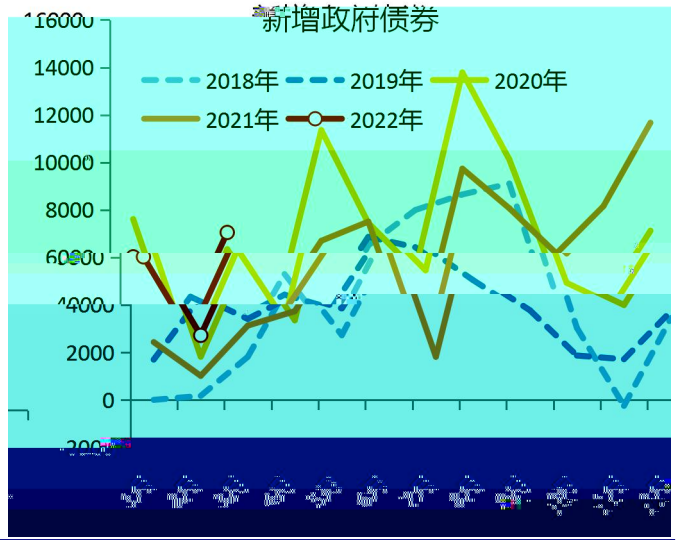
Wnd

5



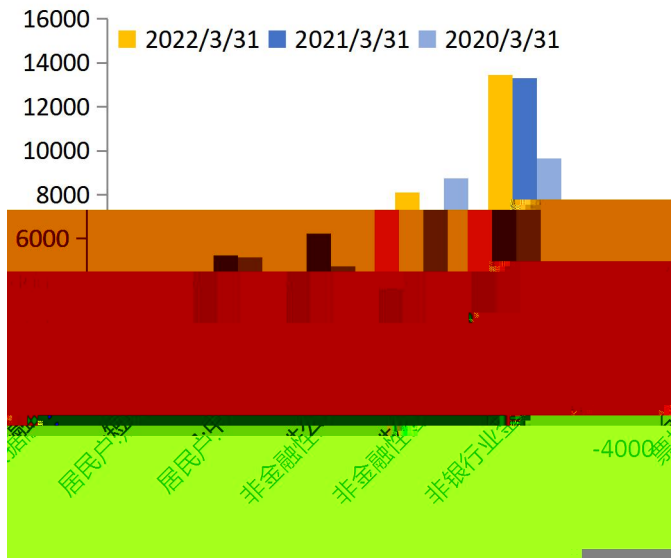
W nd

6



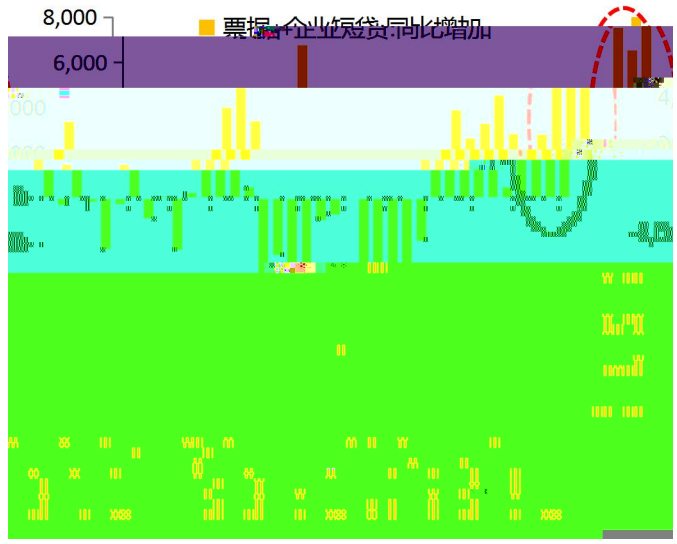
W nd

7




W nd

8



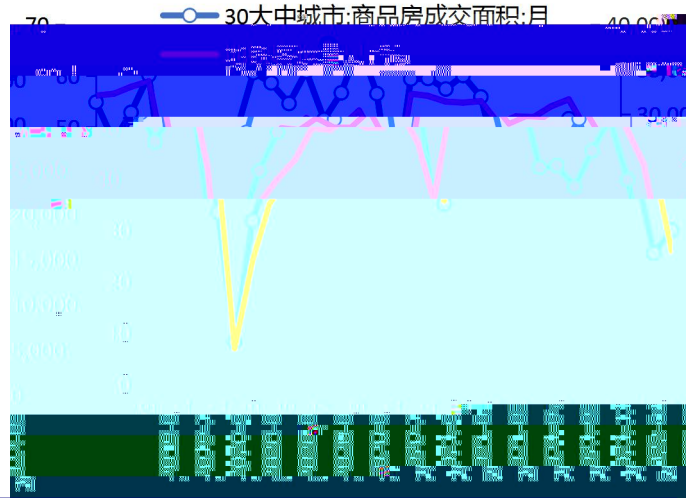
W nd

9 %



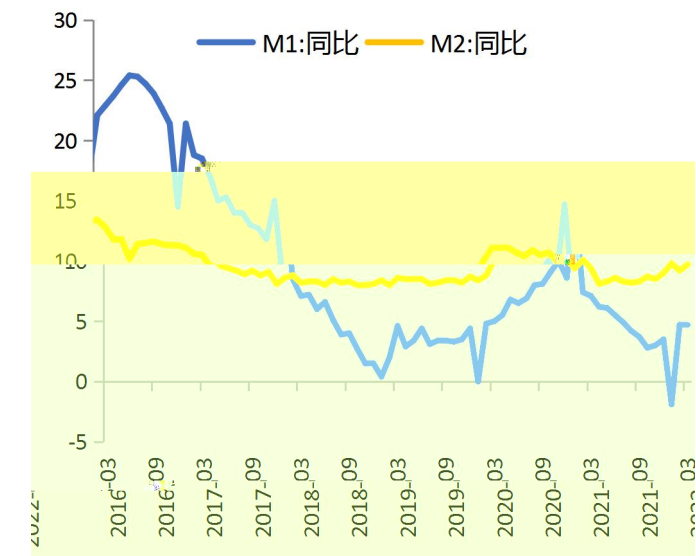
W nd

10 vs



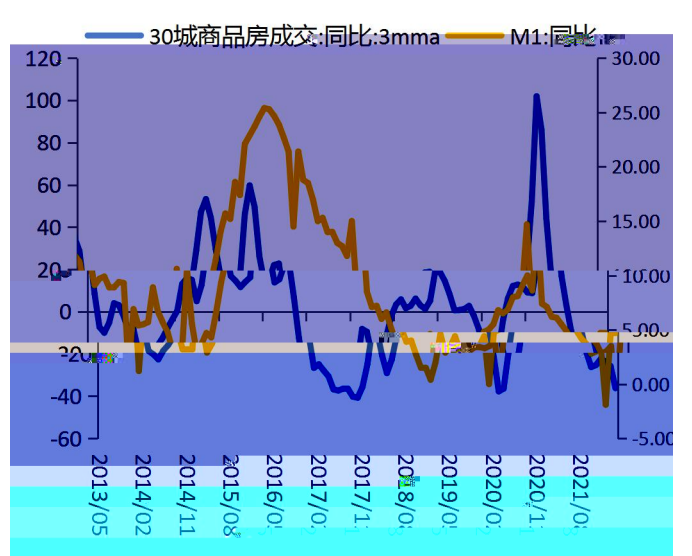
W nd

11 M&M2 %



W nd

12 M %



W nd

“ ”

“ ”