

Experts of financial derivatives pricing

[2017] 1

F3074960

Z0017825

tangjianlin@jinxinqh.com

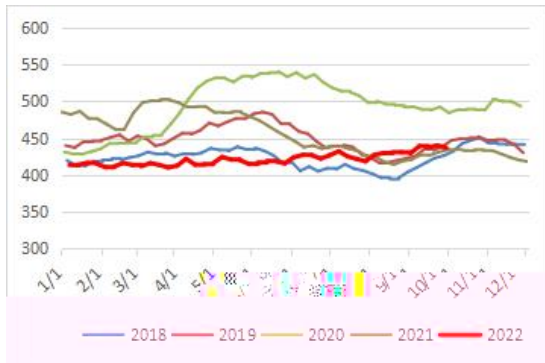


	436.83	439.95	-312
	28.16	26.9	+126
	392.5	512.9	-120.4
	620.5	618	+2.5
EI A	91%	89%	+2%
	206.63	207.89	-126
	106.78	106.36	+42
	1190 /	1200 /	-10 /

EI A	10 28	EI A	436.83
	312		28.16
			126
			42
1190 /	10 /	91%	2%

11 OPEC+ 200 /

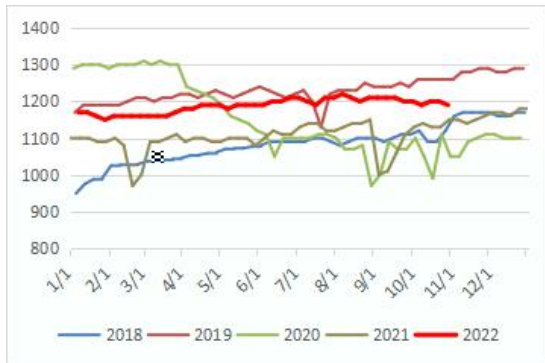
1 EIA



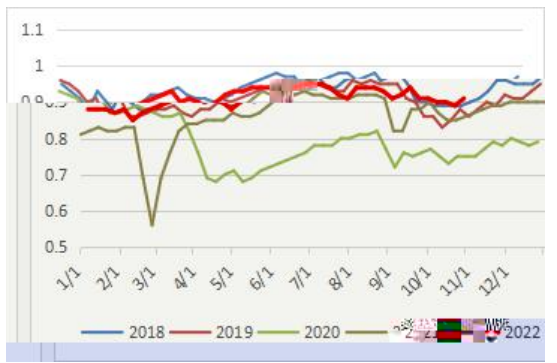
2



3



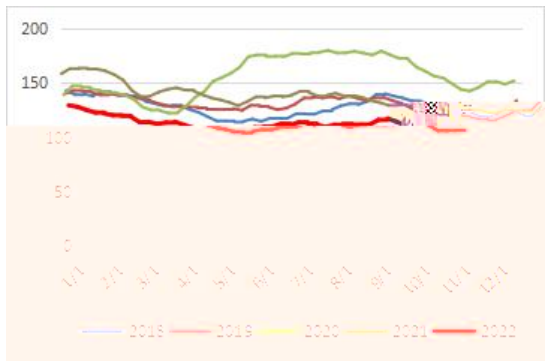
4 EIA %



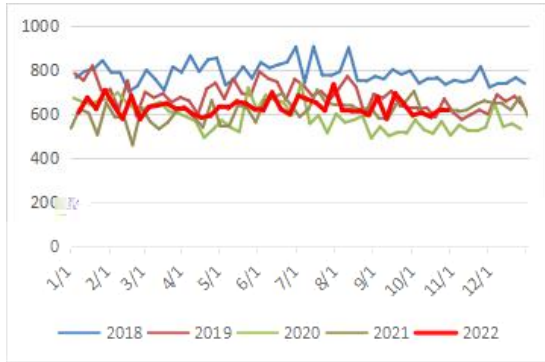
5



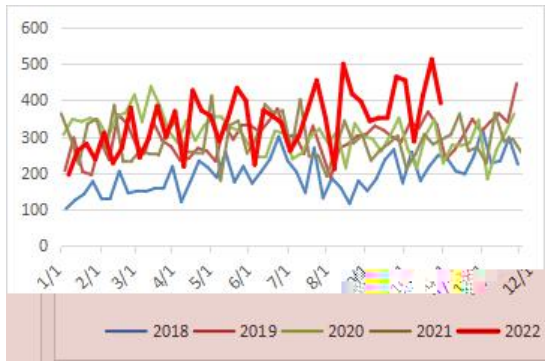
6



7



8



EIA

EIA

" "

" "