金信期货
GOLDTRUST FUTURES

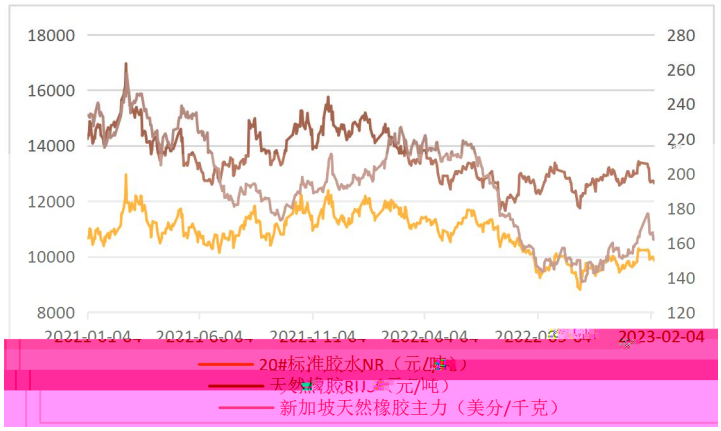
18000
16000
14000
12000
10000
8000
280
260
240
220
200
180
160
140
120
2021-01-04
2021-06-04
2021-11-04
2022-04-04
2023-02-04
20#标准胶水NR（元/吨）
天然橡胶RIL（元/吨）
新加坡天然橡胶主力（美分/千克）

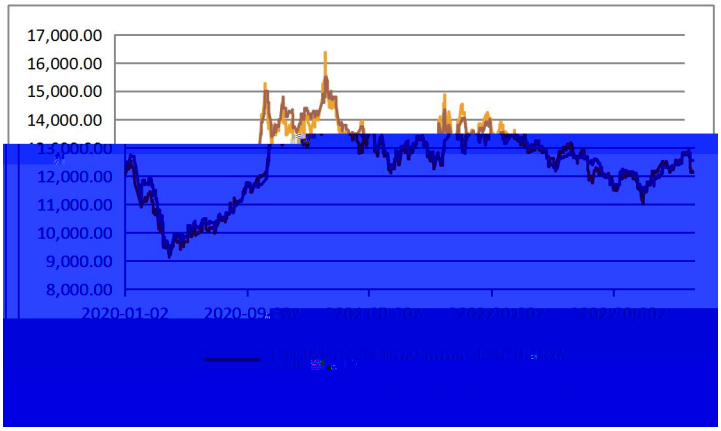
17,000.00
16,000.00
15,000.00
14,000.00
12,000.00
11,000.00
10,000.00
9,000.00
8,000.00
2020-01-02

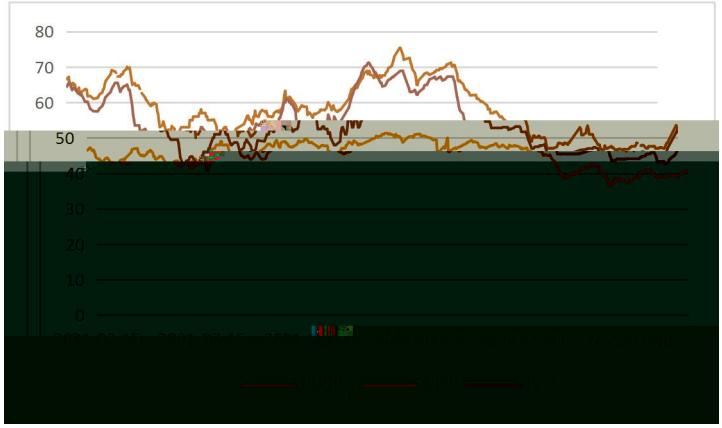
80
70
60
50
30
20
10
0

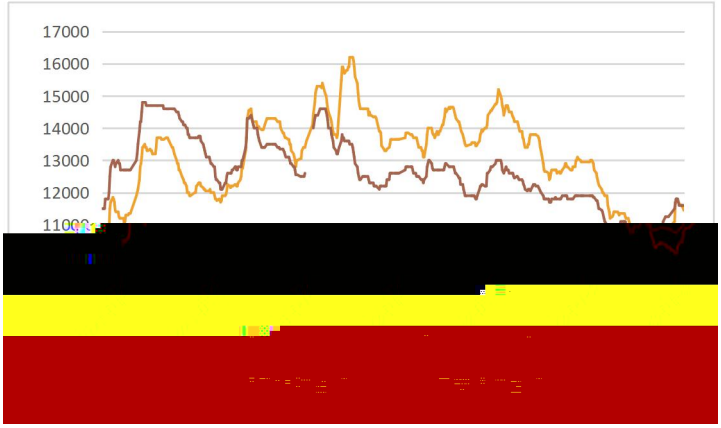
17000
16000
15000
14000
13000
12000

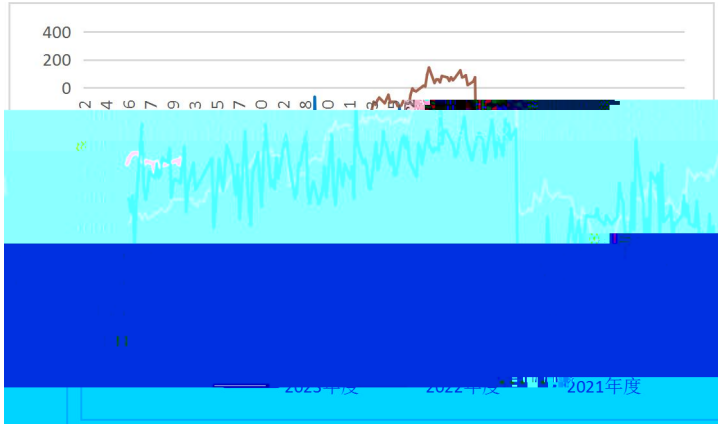
400
200
0
2021年度

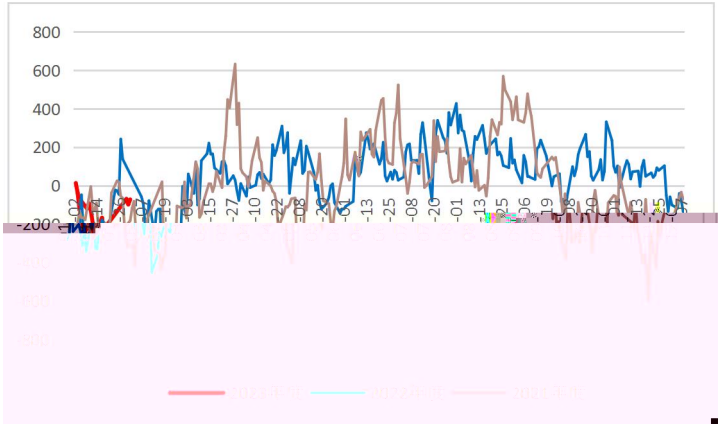
800
600
400
200
0

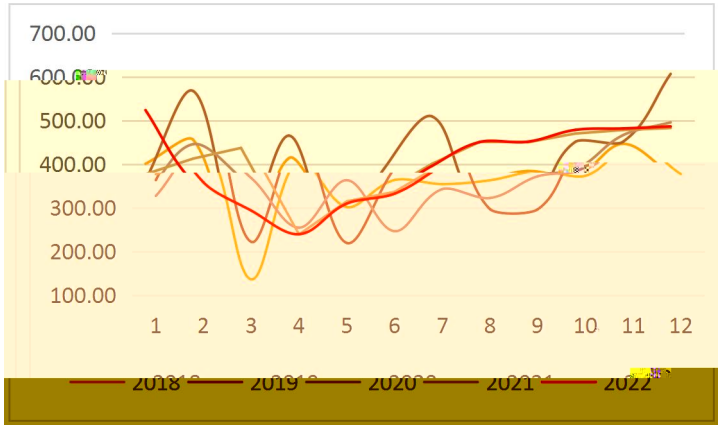
700.00
600.00
500.00
400.00
300.00
200.00
100.00
1 2 3 4 5 6 7 8 9 10 11 12
2018 2019 2020 2021 2022

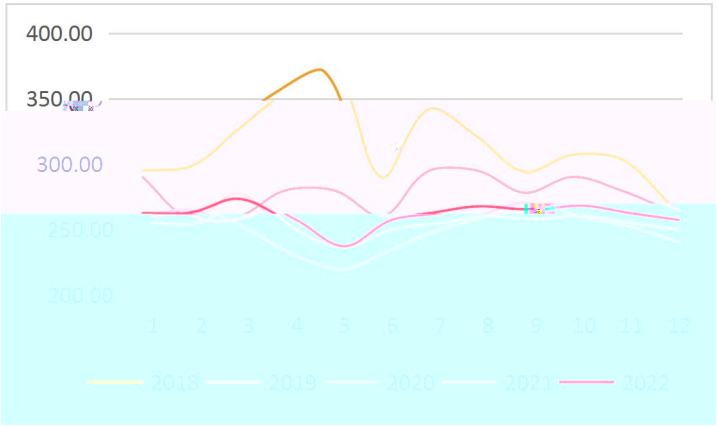
400.00
350.00
300.00
250.00
200.00
1 2 3 4 5 6 7 8 9 10 11 12
2018 2019 2020 2021 2022

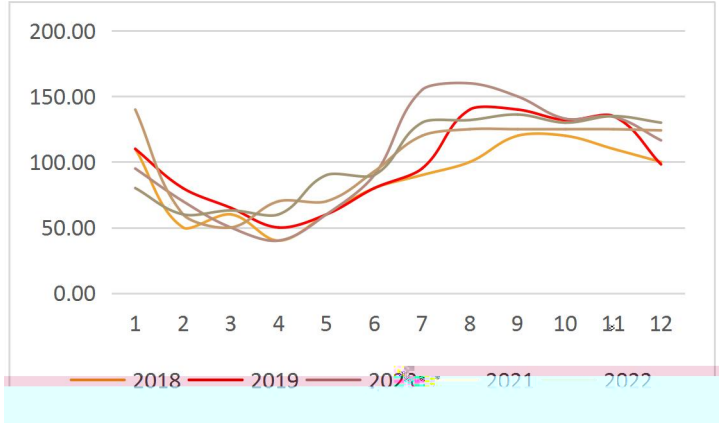
200.00
150.00
100.00
50.00
0.00
1 2 3 4 5 6 7 8 9 10 11 12
2018 2019 2020 2021 2022

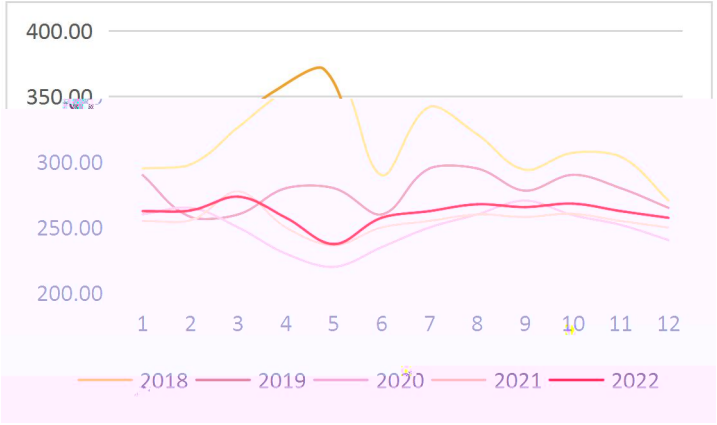
400.00
350.00
300.00
250.00
200.00
1 2 3 4 5 6 7 8 9 10 11 12
2018 2019 2020 2021 2022

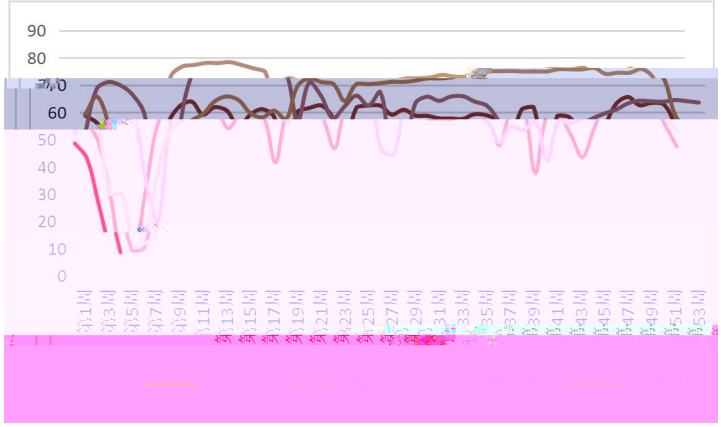
90
80
70
60
50
40
30
20
10
0

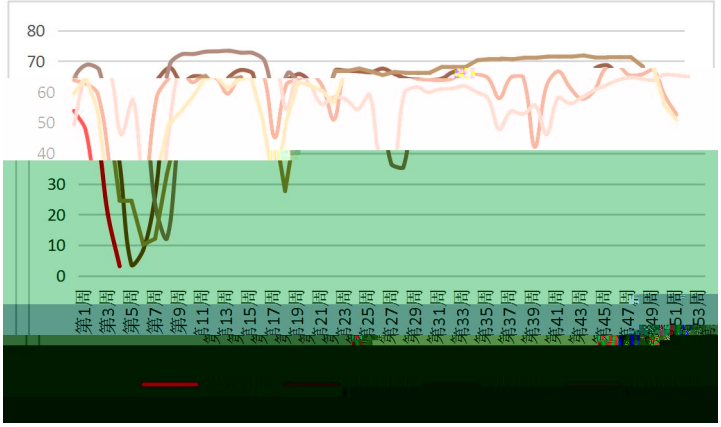
80
70
60
50
40
30
20
10
0

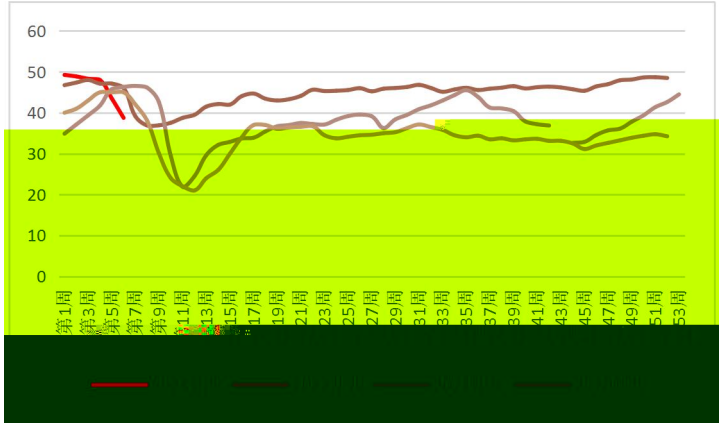
60
50
40
30
20
10
0

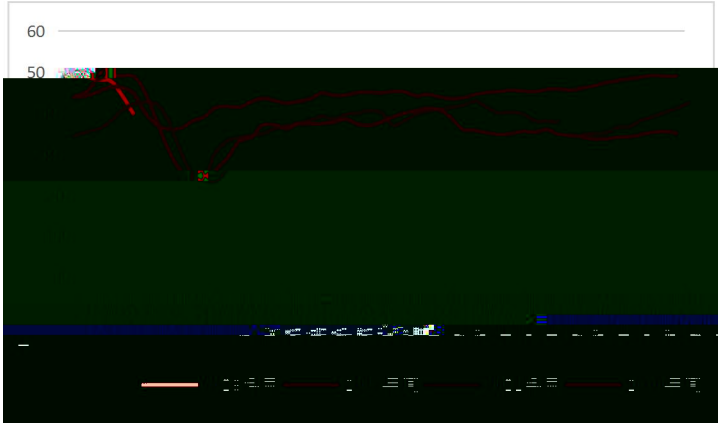
60
50

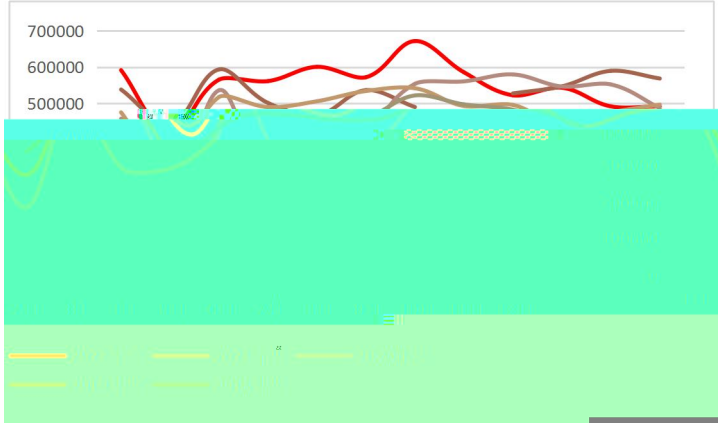
700000
600000
500000

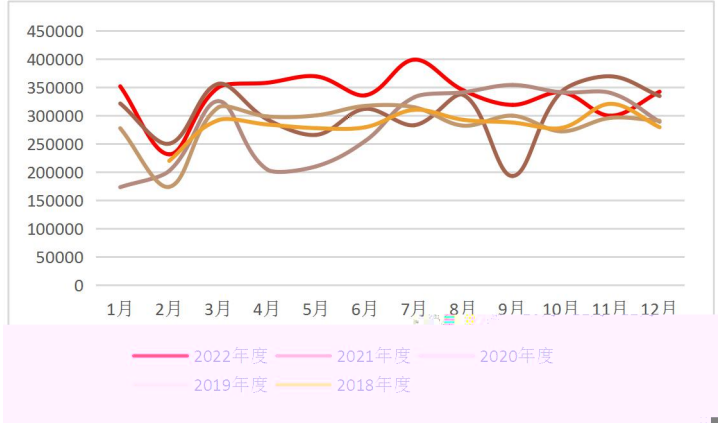
450000
400000
350000
300000
250000
200000
150000
100000
50000
0
1月
2月
3月
4月
5月
6月
7月
8月
9月
10月
11月
12月
2022年度
2021年度
2020年度
2019年度
2018年度

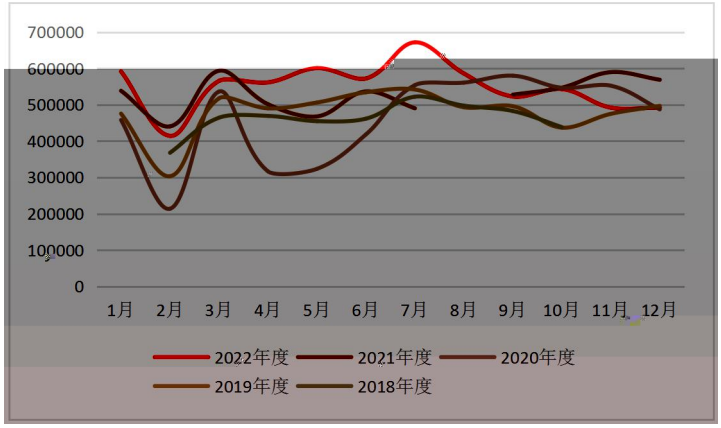
700000
600000
500000
400000
300000
200000
100000
0
1月 2月 3月 4月 5月 6月 7月 8月 9月 10月 11月 12月
2022年度
2021年度
2020年度
2019年度
2018年度

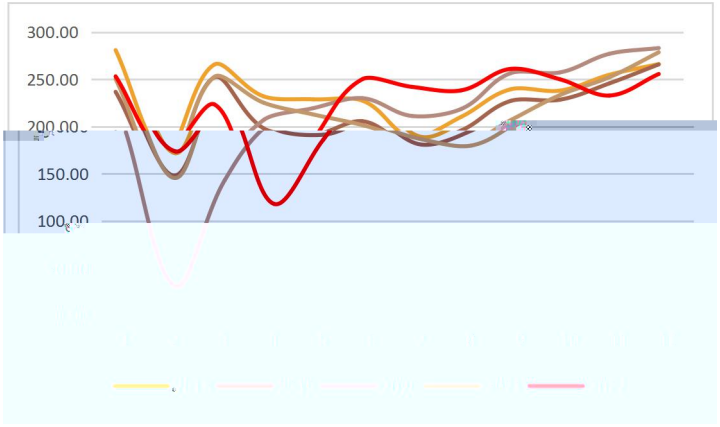
300.00
250.00
200.00
150.00
100.00

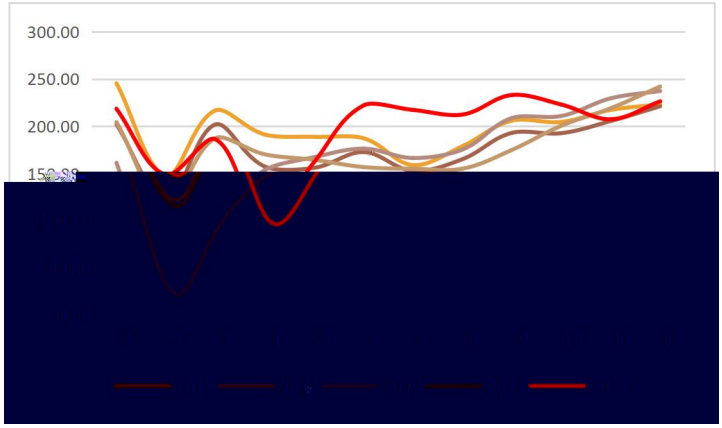
300.00
250.00
200.00

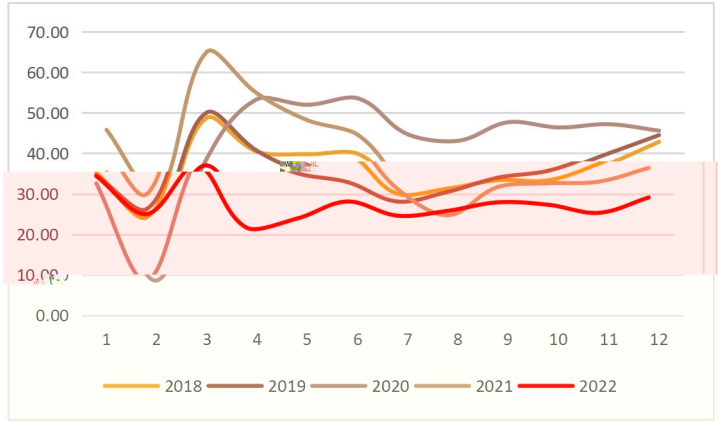
70.00
60.00
50.00
40.00
30.00
20.00
10.00
0.00
1 2 3 4 5 6 7 8 9 10 11 12
2018
2019
2020
2021
2022

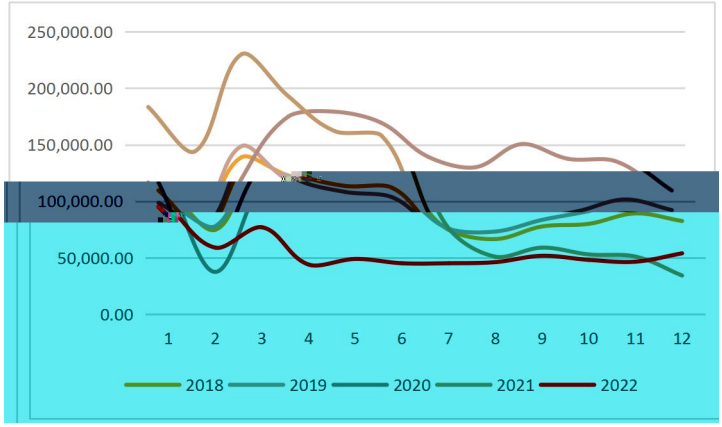
250,000.00
200,000.00
150,000.00
100,000.00
50,000.00
0.00
1 2 3 4 5 6 7 8 9 10 11 12
2018
2019
2020
2021
2022

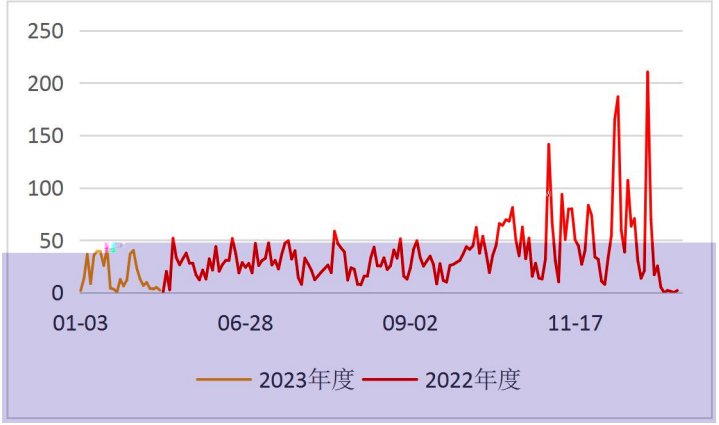
250
200
150
100
50
0
01-03
06-28
09-02
11-17
2023年度
2022年度

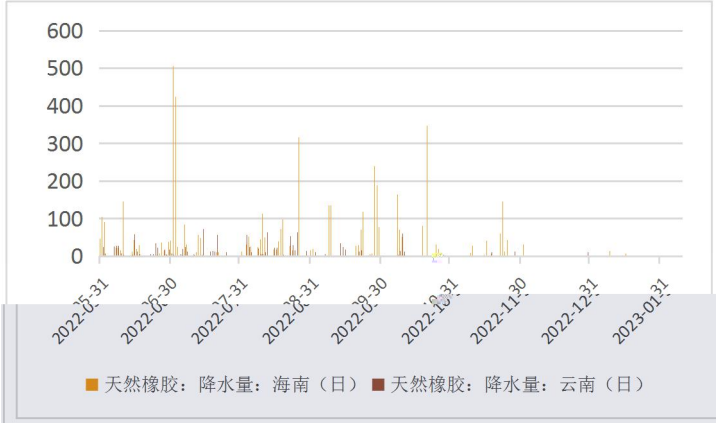
600
500
400
300
200
100
0
2022-11-30
2022-12-31
2023-01-31
天然橡胶：降水量：海南（日）
天然橡胶：降水量：云南（日）