



金信期货
GOLDTRUST FUTURES



1	4	5.6%	13.5%			
2	1-4	4.7%	6.4%	()		
		9.8%	-6.2%			
3	4	18.4%				
4	4	5.2%	16-24	25-59	20.4%	4.2%

指标	同比	23-04	23-03	23-02	23-01	22-12	22-11	22-10	22-09	22-08	22-07	22-06
工业增加值	当月同比%	5.6	3.9	2.4	#N/A	1.3	2.2	5.8	6.3	4.2	3.8	3.9
固定资产投资		4.5	4.7	5.5	#N/A	3.2	0.7	4.3	6.6	6.5	3.5	5.8
基建(不含电力)		7.9	8.7	9.0	#N/A	14.3	10.6	9.4	10.5	14.2	9.1	8.2
基建		7.9	9.9	12.2	#N/A	10.4	13.9	12.8	16.3	15.4	11.5	12.0
房地产		-16.2	-7.2	-5.7	#N/A	-12.2	-19.9	-16.0	-12.1	-13.8	-12.3	-9.4
制造业		5.3	6.2	8.1	#N/A	7.4	6.2	6.9	10.7	10.6	7.5	9.9
社消零售		18.4	10.6	3.5	#N/A	-1.8	-5.9	-0.5	2.5	5.4	2.7	3.1
出口金额		8.5	14.8	-1.3	-10.5	-10.0	-9.0	-0.4	5.5	4.4	18.1	17.0
进口金额		-10.2	-1.4	4.2	-21.3	-7.4	-10.6	2.7	0.0	0.2	0.2	0.0

4

"

"

"

"

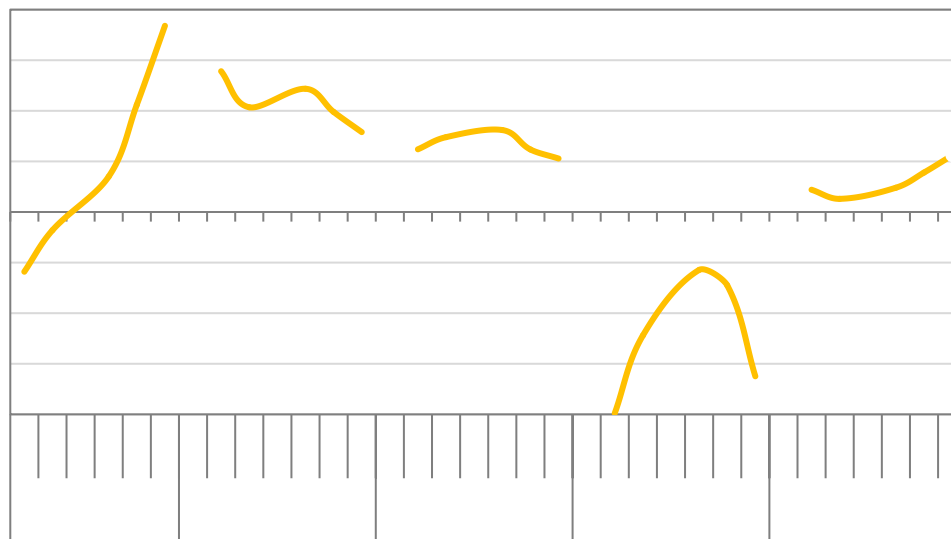
"

"

PMI

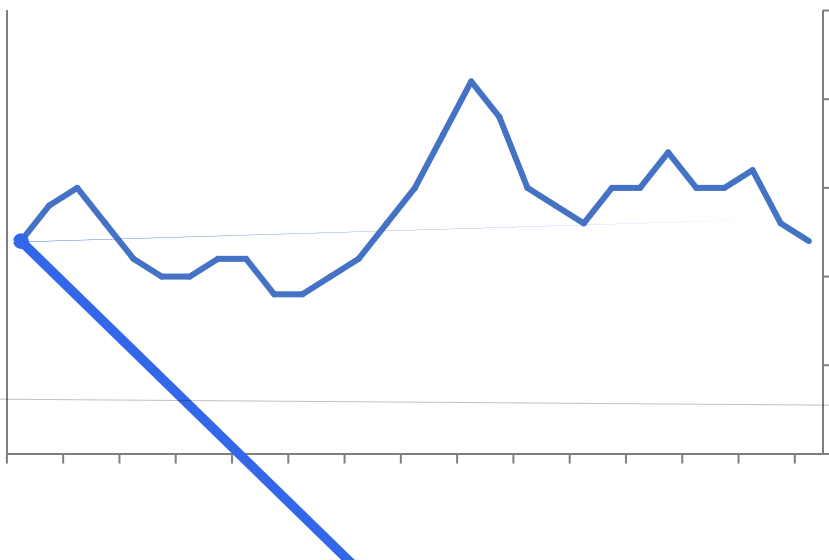
4

4



3 " --> --> "

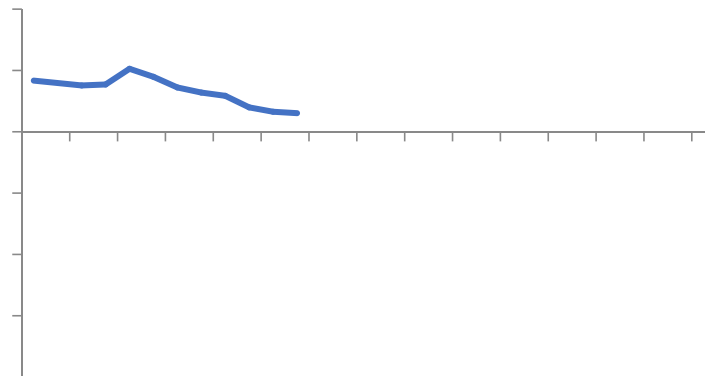
4



+

"

"





"

"

"

-

"

+

"

+

+

"

+

+

2.6-2.7%



" "

" "

[2017] 1

Z0017825

Z0015370
Z0017990

Z0015287
Z0018274

Z0015398
Z0018702
