
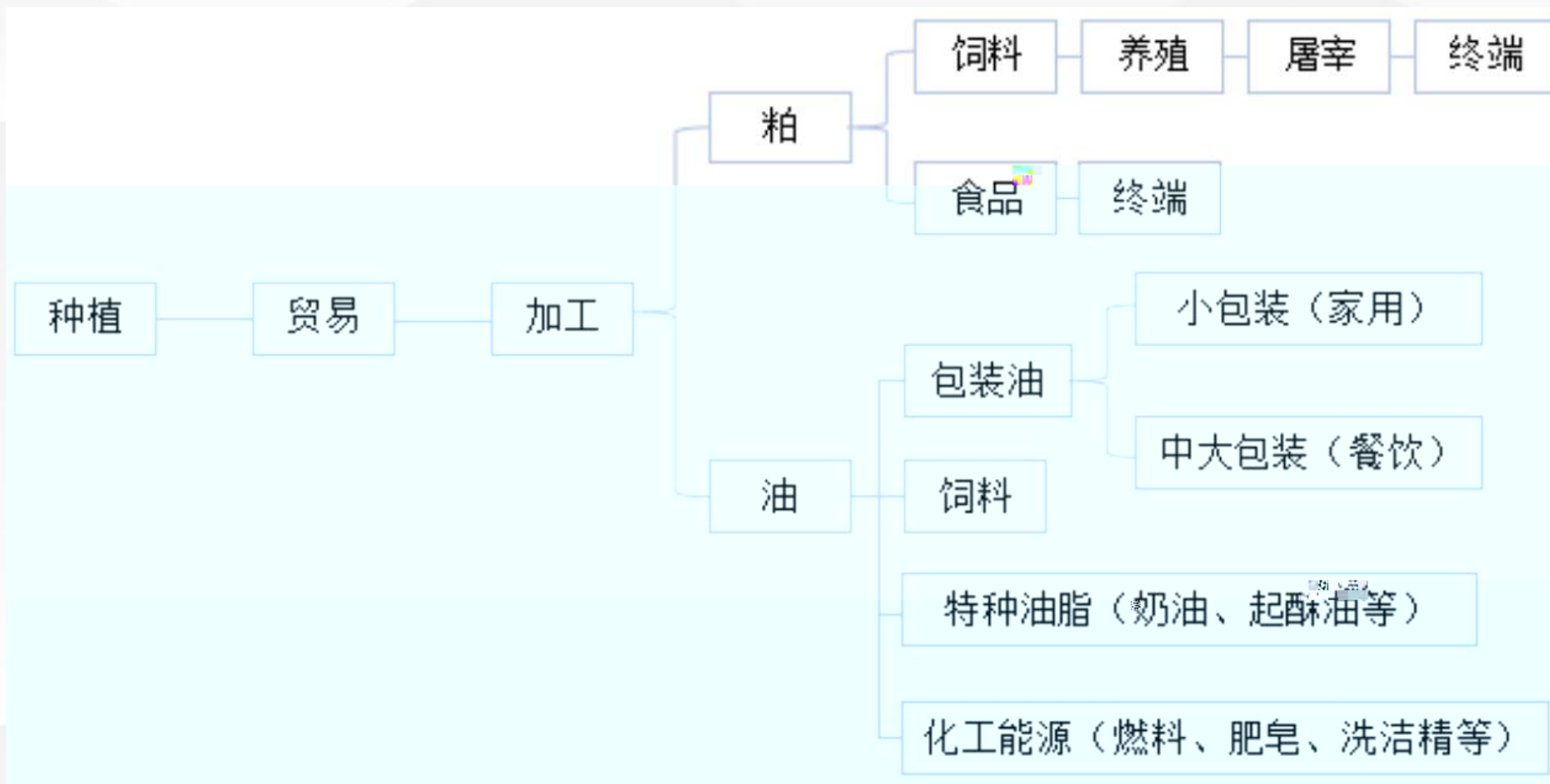




金信期货  
GOLDTRUST FUTURES







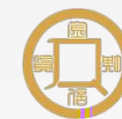
金信期货  
GOLDTRUST FUTURES





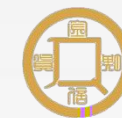
U.S. Soybeans and Products Supply and Use (Domestic and Foreign) 1/

SOYBEANS		2021/22	2022/23 Est.	2023/24 Proj.	2023/24 Proj.
Proj.					Nov
Dec					
				<i>Million Acres</i>	
	Area Planted	87.2	87.5	83.6	
5.8	Area Harvested	80.3	80.2	82.8	
2.8				<i>Bushels</i>	
	Yield per Harvested Acre	51.7	49.6	49.9	
9.9				<i>Million Bushels</i>	
	Beginning Stocks	257	274	268	
168	Production	4,465	4,270	4,129	
29	Imports	16	25	30	
30	Supply, Total	4,738	4,569	4,428	
128	Crushings	2,204	2,200	2,300	
100	Exports	2,152	1,992	1,755	1,755
	Seed	102	97	101	101
	Residual	6	0	26	26
	Use, Total	4,464	4,301	4,182	4,182
	Ending Stocks	274	268	245	245
	Avg. Farm Price (\$/bu) 2/	13.30	14.20	12.90	12.90



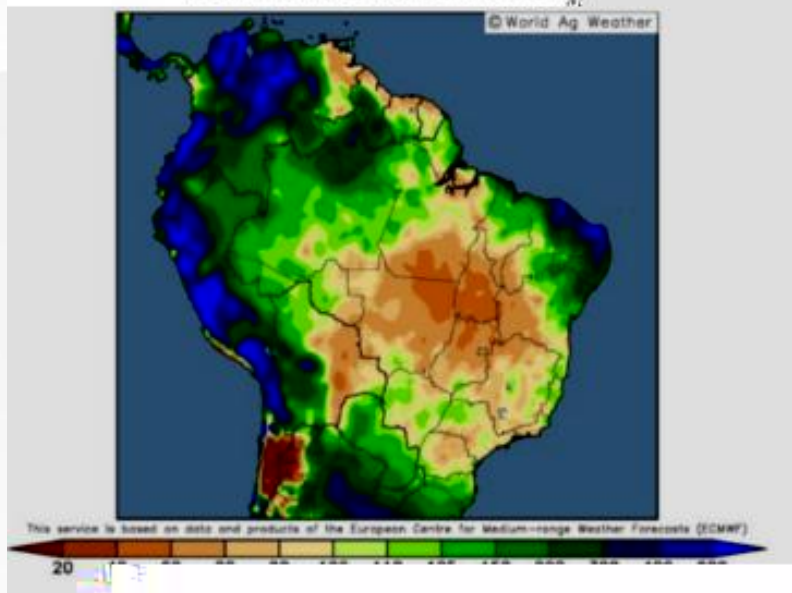
World Soybean Supply and Use 1/  
(Million Metric Tons)

2021/22		Beginning Stocks	Production	Imports	Domestic Crush	Domestic Total	Exports	Ending Stocks
<b>2023/24 Proj.</b>								
World 2/	Nov	100.31	400.42	165.75	329.47	383.68	168.29	114.51
	Dec	101.92	398.88	167.65	329.50	383.96	170.29	114.21
World Less China	Nov	66.53	379.92	65.75	231.47	263.18	168.19	80.83
	Dec	68.13	378.38	65.65	231.50	263.46	170.19	78.52
United States	Nov	7.30	112.39	0.82	62.60	66.06	47.76	6.68
	Dec	7.30	112.39	0.82	62.60	66.06	47.76	6.68
Total Foreign	Nov	93.01	288.04	164.93	266.87	317.62	120.53	107.83
	Dec	94.63	286.50	165.83	266.90	317.90	122.53	107.55
Mexico/Paraguay 3/	Nov	50.00	10.00	6.18	93.85	105.34	110.50	65.23
	Dec	52.87	221.90	6.18	93.85	105.34	112.50	63.12
Argentina	Nov	17.21	48.00	5.70	34.50	41.75	4.60	24.56
	Dec	17.21	48.00	5.70	34.50	41.75	4.60	24.56
Brazil	Nov	33.44	163.00	0.45	55.75	59.70	97.50	39.50
	Dec	35.35	161.00	0.45	55.75	59.70	99.50	37.60
Paraguay	Nov	0.20	10.00	0.02	3.50	6.00	0.63	
	Dec	0.26	10.00	0.02	3.50	6.00	0.63	



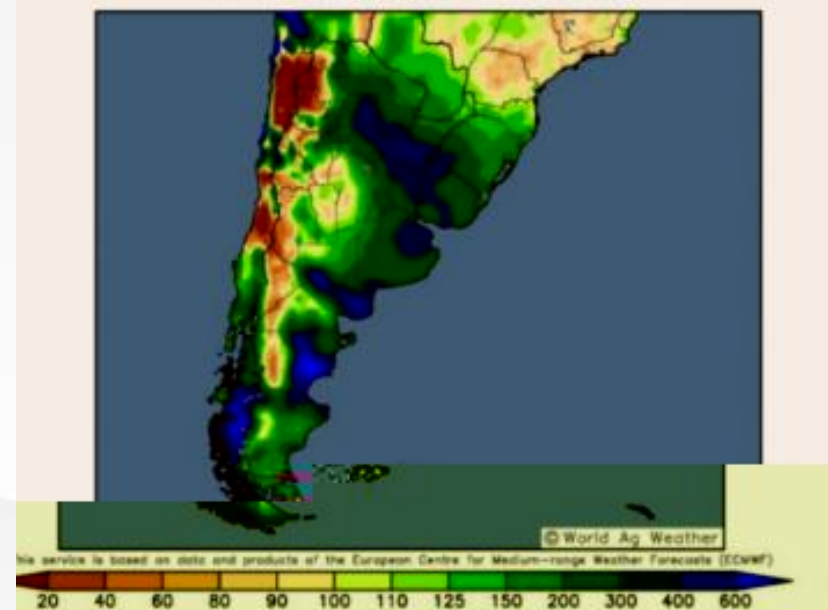
ECMWF 75th Percentile: Percent of Normal Precip  
Days 1-14: 00UTC 14 Dec 2023 - 00UTC 28 Dec 2023


Model Initialized 00UTC 13 Dec 2023



ECMWF 75th Percentile: Percent of Normal Precip  
Days 1-14: 00UTC 14 Dec 2023 - 00UTC 28 Dec 2023

Model Initialized 00UTC 13 Dec 2023









金信期货  
GOLDTRUST FUTURES











**P**

**+**

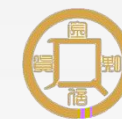
**S**





金信期货  
GOLDTRUST FUTURES

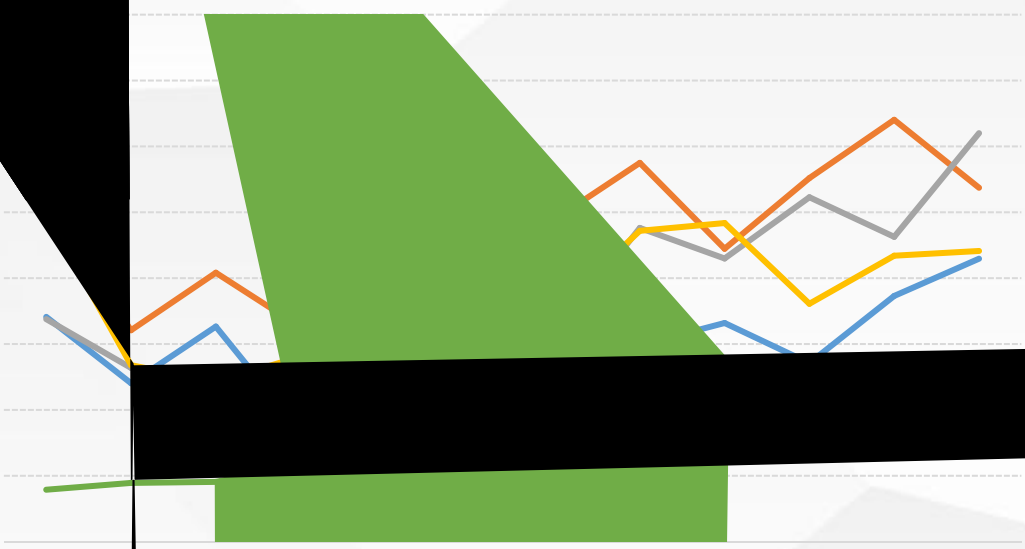






金信期货  
GOLDTRUST FUTURES

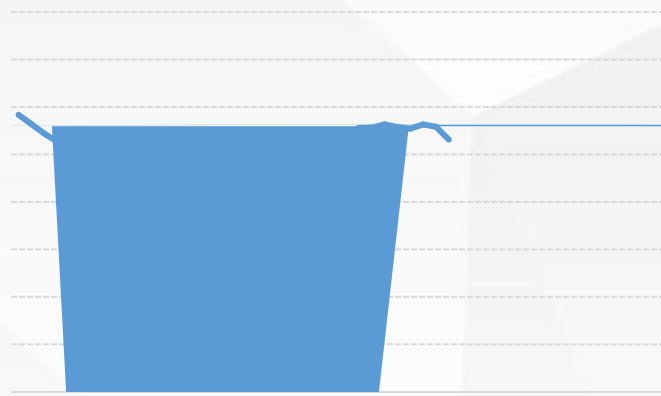


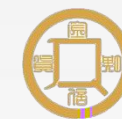


... ..









金信期货  
GOLDTRUST FUTURES





分时 1分 5分 15分 30分 60分 日 周 月 季 年 多周期 设置 画线

九转 叠窗 区 信息 加自选

主力 棕榈油2405 P2405

日线 棕榈油2405 MA5: 7279 MA10: 7363 MA20: 7485 MA30: 7501 MA60: 7465





